

Protean eGov Technologies Ltd

Central Recordkeeping Agency



Standard Operating Procedure for Corporate Subscribers

For

Digi Locker Based PRAN generation through MyNPS

The Protean NPS module being offered to Subscribers is an online portal hosted by Protean-CRA on behalf of POPs wherein a Subscriber can register online and make contribution. A link is displayed on POP website for opening NPS account. After clicking on the link, Subscriber will be redirected to Protean NPS application for registration. The process of PRAN generation is Digi Locker based wherein the Subscriber authenticates himself/herself through Digi Locker. The basic details of the subscriber (Name, DOB, Gender, Address and Photograph) are fetched from the Digi Locker and rest of the details needs to be filled in by the Subscriber.

Pre-requisite for generation of PRAN:

- a. A Digi Locker account.
- b. Scanned copy of PAN card (incase name is not matching with ITD database) in *.jpeg/ *.jpg/ *.png format having file size between 4KB - 2MB.
- c. In case subscriber is Orphan, the he/she is required to upload proof of document as Orphan in *.jpeg/ *.jpg/ *.pdf format having file size between 4KB - 2MB
- d. Scanned of Signature in *.jpeg format having file size between 4KB - 5MB
- e. Bank details for successful penny drop verification.

A brief journey for registration of Corporate Subscriber through MyNPS module is mentioned below:

- a. Subscriber is required to click on radio button of "Document with Digi Locker" and select e-Aadhaar / DL as Document.
- b. Subscriber will be redirected to Digi Locker website, where Subscriber needs to login using Mobile No. / Aadhaar No. / Username and validate it with OTP sent on mobile. After OTP verification subscriber needs to enter Security PIN.
- c. The basic KYC details i.e. Name of Subscriber, DOB (Date of Birth), Gender, Address and Photo will be fetched from Adhaar added in Digi Locker.
- d. Other mandatory details i.e., Personal details, FATCA details, Nomination details, Employment details and Scheme Preference details are to be filled by subscriber. If Scheme Preference details selection option is made by your Corporate (employer), then Scheme Preference will be auto populated.
- e. After filling all the details, subscriber is required to upload scanned copy PAN card (in case, name provided during registration is matching 100% with ITD database, then no requirement of PAN card copy), Proof of Orphan (in case subscriber is Orphan) and

scan of signature. Please refer to the specifications available on screen while uploading the documents.

- f. After successful completion of dual OTP Authenticate/e-Sign the PRAN will be generated.
- g. A PRAN will be immediately generated without making Payment. The PRAN however will be kept in "Freeze" status till the selected employer carries out the employment verification.
- h. After PRAN generation, the employment details will be sent online to your corporate office (employer) for verification.
- i. After successful employee details verification, the status of PRAN will be updated as Active. You can then start contributing to your PRAN.
- j. In case the employee details verification request is rejected, then subscriber's PRAN will be automatically shifted to Unorganised / Retail Sector as an individual PRAN with "Active" status. Further, in case subscriber needs to shift his/her PRAN to corporate again then, subscriber can contact POP /Corporate nodal officer for the same.
 - a. **Shifting via POP** – Subscriber will fill in Inter Sector Shifting (ISS) form and get it attested from Corporate. Later, Subscriber can submit attested copy of ISS form to POP for further process, OR POP can do the shifting based on email confirmation from Corporate to do the shifting of subscriber under them.
 - b. **Mapping via Corporate** – Corporate can do shifting of subscriber PRAN under them via their login. Corporate needs to fill in employment details again in system to map the subscriber under them as after rejection employee details will get deleted from system.

Step by Step guide for Corporate Subscriber for registration through Protean NPS:

1. Click on the link available in POP website for Subscriber registration. You will be directed to Landing Page of Protean NPS application as shown below. Brief "Steps for registration" and "FAQs" are available on the Landing page for your quick reference. Please ensure you have gone through the pre-requisites for account opening to ensure a seamless experience. Please click "Registration" button.

Welcome to "myNPS" - A faster, hassle free and paperless mode of opening NPS Account - Online.
Requirement for opening NPS Account through "myNPS"

- ▶ A valid Mobile number and Email ID
- ▶ There are two modes of registration as mentioned below:
 - a. Aadhaar Paperless Offline eKYC based registration
 - b. Permanent Account Number (PAN) based registration
- ▶ Active Bank account with Net Banking facility with one of the Banks linked with Payment Gateway Service Provider ([click here for List of Banks](#))
- ▶ Scanned copy of photograph (Option for Aadhaar based registration) and signature in ".jpeg", ".jpg", ".png" format having file size between 4KB - 5MB each
- ▶ Scanned copy of PAN card and Cancelled Cheque in ".jpeg", ".jpg", ".png" format having file size between 4KB - 2MB each
- ▶ Online payment of initial contribution (Minimum amount ₹ 500) through Internet Banking
- ▶ Subscriber can complete registration through OTP Authentication or eSign the registration form
- ▶ In case you are unable to do OTP/eSign authentication, please print the form, paste your photograph (please do not sign across the photograph) & affix signature and send to Protean eGov. Please note the form should be attested by nodal office
- ▶ In case of Corporate Subscriber registration, Online payment of initial contribution is not required

- ✓ NPS account can be opened by All India Citizens between 18-70 years through "Protean eGov NPS" (Except NRIs)
- ✓ PRAN in NPS is portable across sectors and locations
- ✓ Government employees mandatorily covered under NPS, are requested to approach their Nodal Office for opening NPS account
- ✓ NPS Subscribers can claim tax deduction up to 10% of gross income under Sec 80 CCD (1) with in the overall ceiling of Rs. 1.5 lac under Sec 80 CCE
- ✓ An additional deduction for investment up to Rs. 50,000 in NPS (Tier I account) is available exclusively to NPS subscribers under subsection 80CCD (1)

For features and benefits of NPS please visit Protean eGov CRA website. www.npscra.nsdl.co.in

In case of Aadhaar Paperless Offline e-KYC based registration, the basic details like Name, DOB, Address and Photo would be pre-fetched from the UIDAI database. There will be no separate KYC verification process.

In case of PAN based registration, please ensure you have an existing active account (Bank Account/Mutual Fund/Demat Account/Insurance, etc) with the POP before initiating the registration. Also ensure that the details provided for your NPS account (address and Date of Birth) should match with the records available with the POP for which KYC will be carried out. The name provided under NPS should match with the name appearing on PAN.

[Steps for Registration](#)

REGISTRATION

[FAQ](#)

[TOP](#)

2. Screen as shown below will open. Please select the radio button represented as "Corporate Subscriber" for registration as a subscriber for NPS. After selecting Account Type, subscriber have to select radio button of "Document with Digi Locker" and click 'Continue' tab to start registration with Digi Locker.

New Registration

Complete Pending Registration

OTP Authenticate / eSign / View Registration Form

New Registration

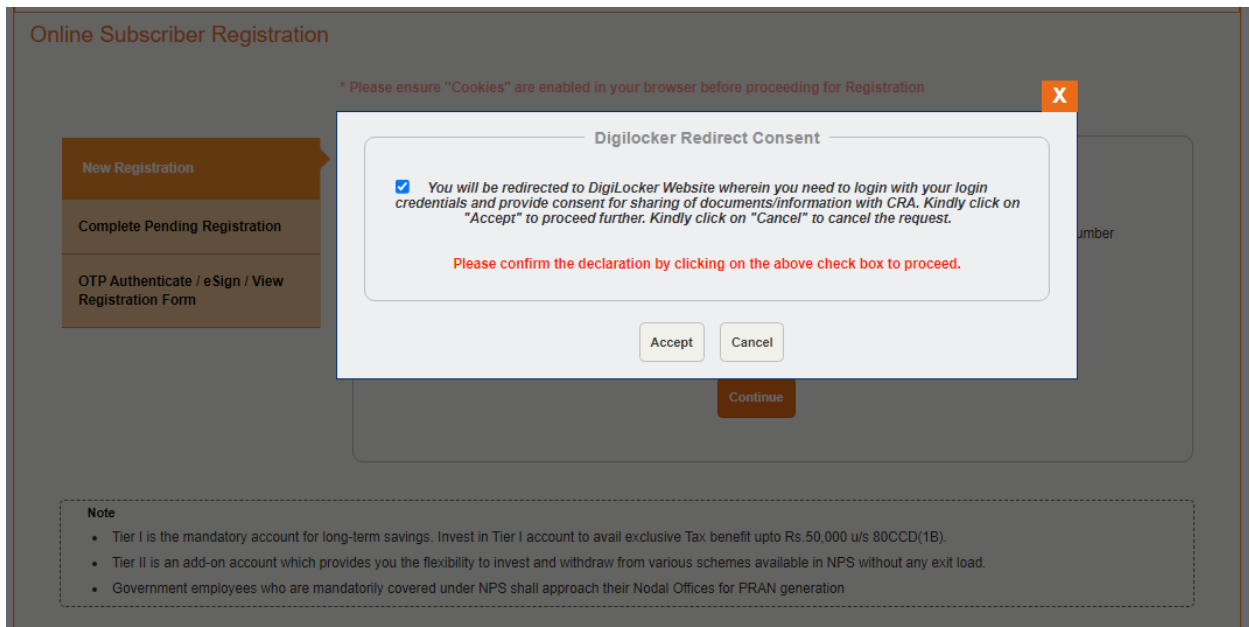
Choose appropriate options

- Register With Aadhaar Offline e-KYC Document with DigiLocker
- CKYC Number
- Applicant Type* Individual Subscriber Corporate Subscriber
- Status of Applicant Citizens of India
- Account Type Tier I & Tier II Tier I only
- How did you hear about NPS* FRIEND/FAMILY ▼
- Select Document E-AADHAAR ▼
- Corporate Head Office* HDFC BANK LIMITED
- Corporate Branch Office* HDFC BANK LIMITED ▼

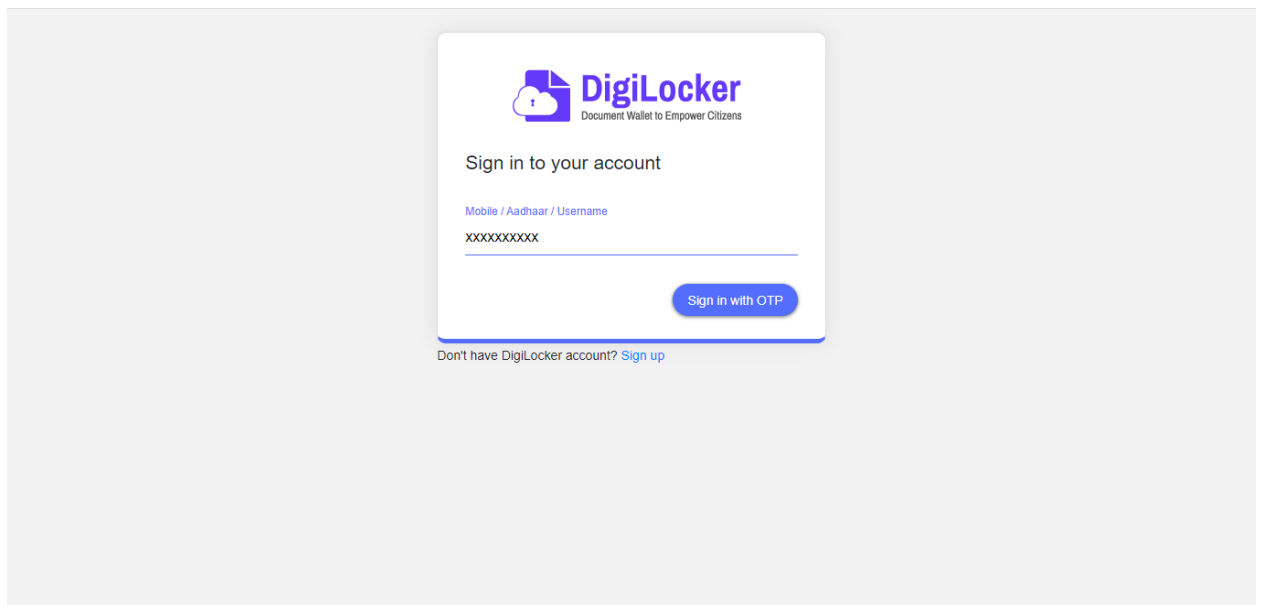
Continue

[TOP](#)

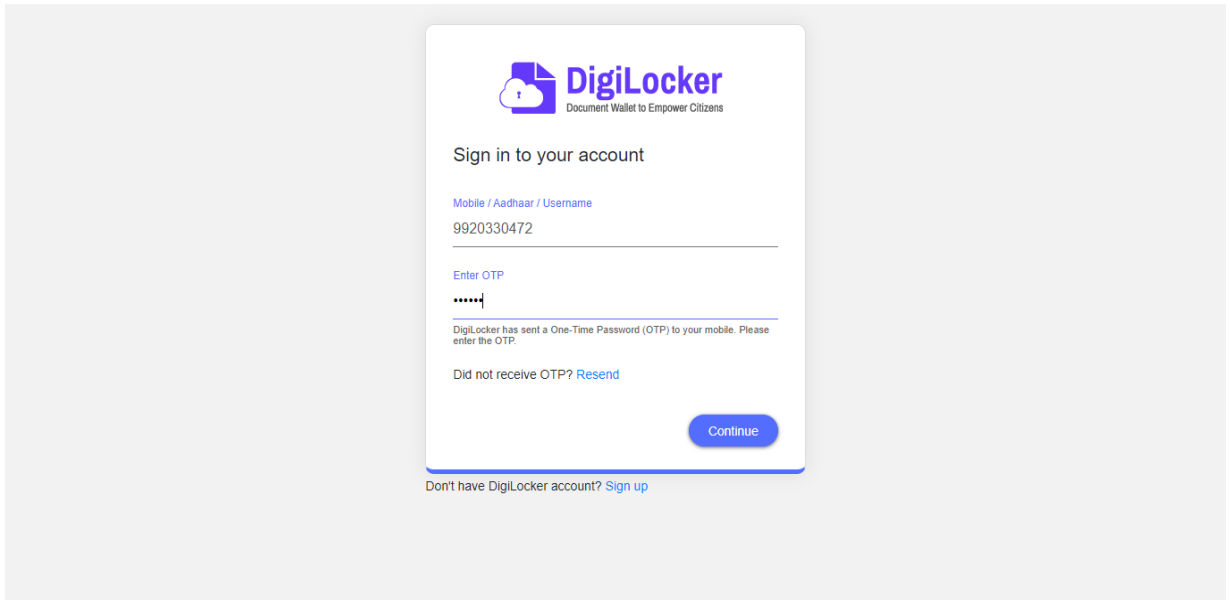
3. Pop up will appear conveying that you will be redirected to Digi Locker website. Subscriber has to accept it by ticking the box.



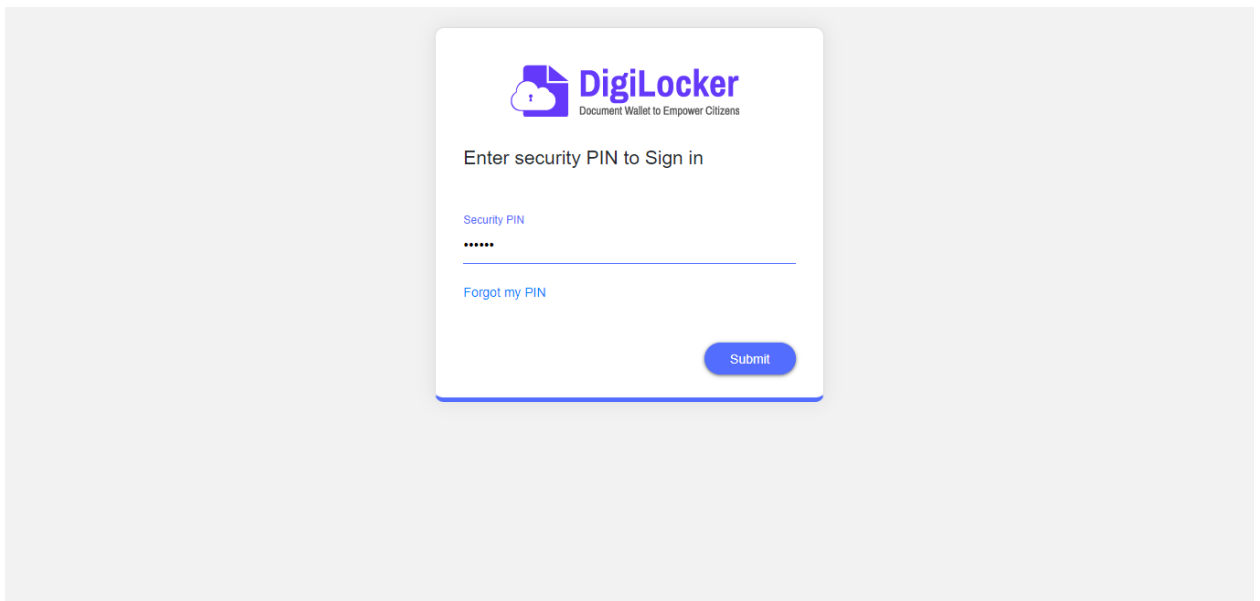
4. Subscriber will be redirected to Digi Locker website. Where, Subscriber is required to enter the mobile number registered with Digi Locker as shown below. And click on sign in with OTP.



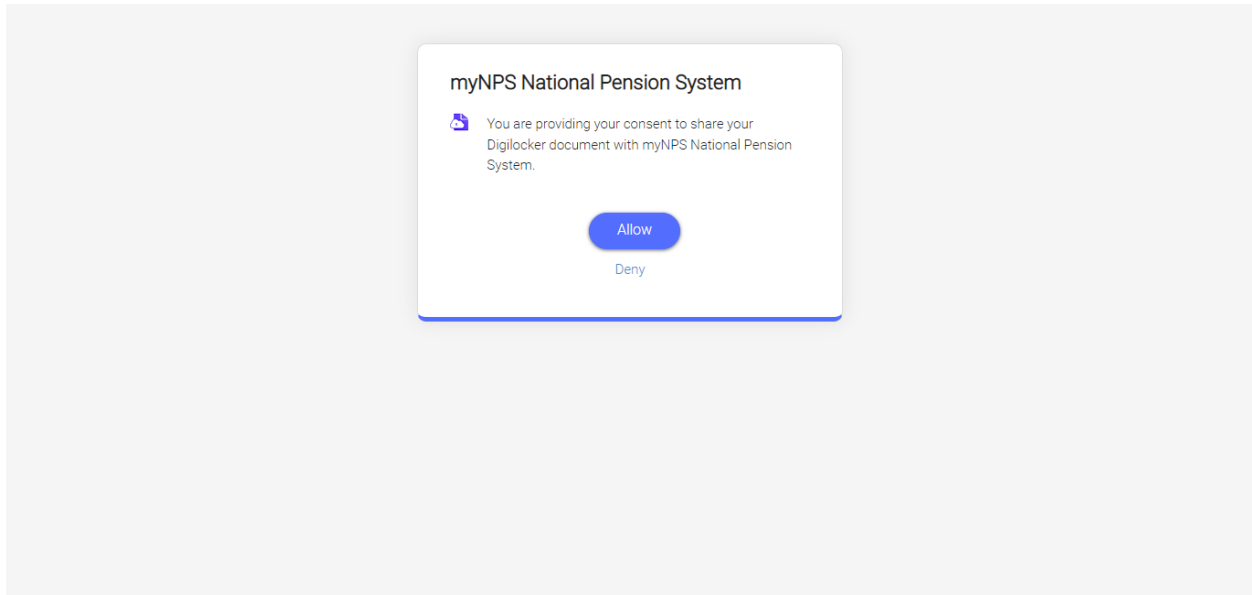
5. Subscriber needs to enter the OTP as shown below received on registered mobile number of Digi Locker.



6. After entering valid OTP, Subscriber is required to enter the security PIN and click on 'Submit' tab.



7. Now subscriber have to allow access to Digi Locker by clicking on "Allow" tab. Therefore, the process of registration has started with Digi Locker.



8. Now the subscriber can select the Account Type i.e. Tier 1 or Tier 1 and 2. Enter first three alphabet of the Corporate Office name (employer) as registered under NPS. A list of corporate offices will be displayed after entering first three alphabet. Select your office name (employer) from the list displayed. Please ensure the correct employer is selected as the employment details entered by you is sent for verification to the respective office selected by you. Subscriber have to click on "Continue" to proceed. Subscriber is required to consent to use Digi Locker data for NPS registration.

Online Subscriber Registration

* Please ensure "Cookies" are enabled in your browser before proceeding for Registration

New Registration

Complete Pending Registration

OTP Authenticate / eSign / View Registration Form

New Registration

Choose appropriate options

Register With Aadhaar Offline e-KYC Permanent Account Number (PAN)

Applicant Type* Document with DigiLocker CKYC Number

Individual Subscriber Corporate Subscriber

Status of Applicant Citizens of India

Account Type Tier I & Tier II Tier I only

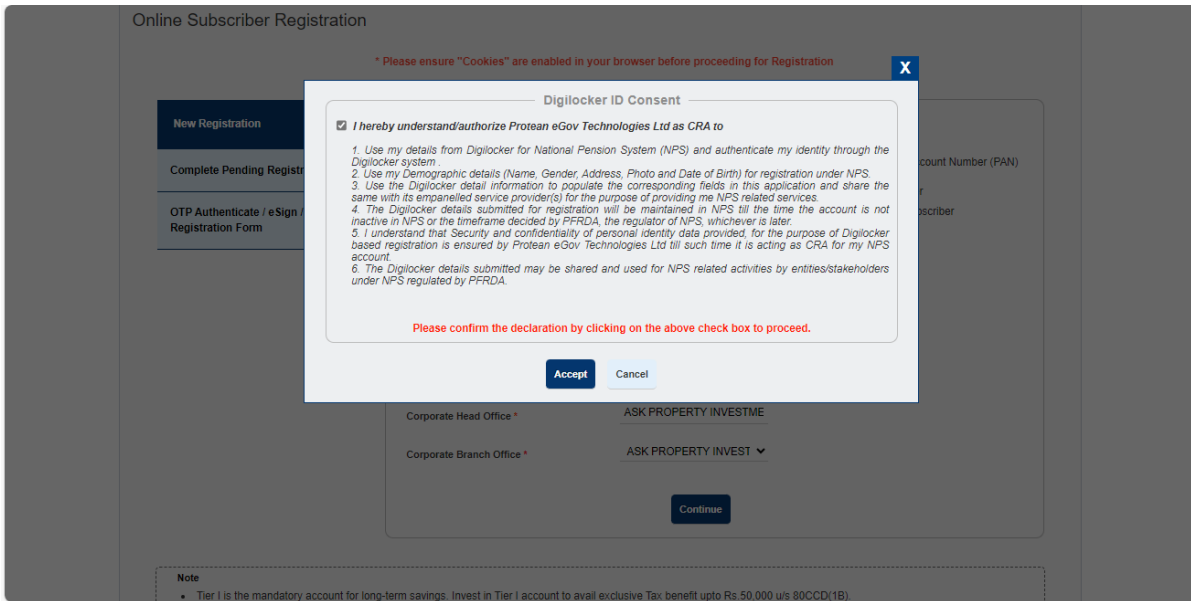
How did you hear about NPS * SELECT

Select Document E-AADHAAR

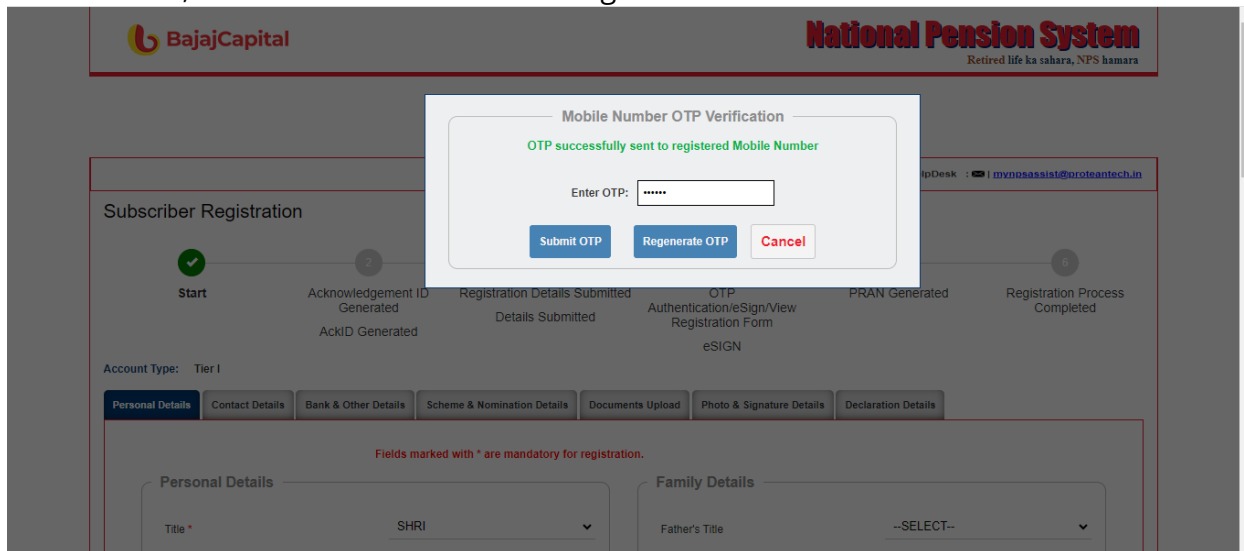
Corporate Head Office * ASK PROPERTY INVESTME

Corporate Branch Office * ASK PROPERTY INVEST

Continue



9. The basic details of the subscriber (Name, DOB and Address) are fetched from the Digilocker database and rest of the details (bank details, nomination, scheme preference and personal details) is to be filled up by the subscriber. After filling all the personal details, click on "Generate Acknowledgement No."



Email ID OTP Verification

OTP successfully sent to registered Email Id

Enter OTP:

Subscriber Registration

Start

✔

Acknowledgement ID Generated

AckID Generated

Registration Details Submitted

Details Submitted

OTP Authentication/eSign/View Registration Form

eSIGN

PRAN Generated

Registration Process Completed

Account Type: Tier I

Personal Details
Contact Details
Bank & Other Details
Scheme & Nomination Details
Documents Upload
Photo & Signature Details
Declaration Details

Fields marked with * are mandatory for registration.

Personal Details

Title *

First Name *

Middle Name

Last Name

Date of Birth *

Applicant is Orphan *

Gender *

Place of Birth *

Country of Birth *

Nationality *

Marital Status *

Name to be printed on PRAN card

Mobile * Verified

I confirm that my WhatsApp number is same as the mobile number registered above. I also provide my consent to Protean eGov Technologies Ltd (CRA) for sending messages / notifications on my WhatsApp number

Family Details

Father's Title

Father's First Name

Father's Middle Name

Father's Last Name

Mother's Title

Mother's First Name

Mother's Middle Name

Mother's Last Name

Subscriber's Maiden Name

Spouse First Name *

Spouse Middle Name

Spouse Last Name

Personal Details

Title *

First Name *

Middle Name

Last Name

Date of Birth *

Applicant is Orphan *

Gender *

Place of Birth *

Country of Birth *

Nationality *

Marital Status *

Name to be printed on PRAN card

Mobile * Verified

I confirm that my WhatsApp number is same as the mobile number registered above. I also provide my consent to Protean eGov Technologies Ltd (CRA) for sending messages / notifications on my WhatsApp number

Family Details

Father's Title

Father's First Name

Father's Middle Name

Father's Last Name

Mother's Title

Mother's First Name

Mother's Middle Name

Mother's Last Name

Subscriber's Maiden Name

Spouse First Name *

Spouse Middle Name

Spouse Last Name

TOP

notifications on my WhatsApp number

Email ID * Verified

Telephone with STD Code

Identity Details

PAN/Form 60* PAN Form 60

PAN*

Last 4 digit of Aadhaar *

Passport No

Voter ID

CERSAI ID

Agency Code

Proof of Identity


Identity Proof *

ID Number*

Date of Birth Proof *

Document Proof ID (if any)

Add and Enter Captcha Please enter captcha total

Generate Acknowledgement No 

[TOP](#)

10. Acknowledgement number will be generated and the same will be sent to registered mobile no. and Email ID.

Subscriber Registration

Start

Acknowledgement No: HDFC11029568

Account Type: Tier I

Acknowledgement

Dear Subscriber,
Your Registration request has been successfully initiated. The Subscriber Registration Acknowledgement details are given below:

Acknowledgement Number	HDFC11029568
Name of Subscriber	SUMIT HANUMANTA MANDHARE
Receipt Date	30-11-2023 15:40:43

SMS and EMAIL will be sent out to your registered Mobile Number and Email ID.

Please proceed to complete the registration process. If you want to complete the process later then use this Acknowledgement Number after selecting 'Complete Pending Registration' in the Registration page.

Registration Process Completed

11. After clicking on "Ok", Subscriber will be directed to fill up contact details. He is required to fill FATCA details and address will be fetched and populated from Digi Locker database. Subscriber have to authenticate their mobile number and email id using OTP.

Subscriber Registration

1 Start 2 Acknowledgement ID Generated / AckID Generated 3 Registration Details Submitted / Details Submitted 4 OTP Authentication/eSign/View Registration Form / eSIGN 5 PRAN Generated 6 Registration Process Completed

Acknowledgement No: HDFC11030793 Subscriber Name: VINOD VYAS

Account Type: Tier I

Personal Details **Contact Details** Bank & Other Details Scheme & Nomination Details Documents Upload Photo & Signature Details Declaration Details

FATCA Details

Please select TAX Payer of country/ies

I am a tax resident of India and not resident of any other country
 I am a tax resident of the country/ies mentioned below

US PERSON
 YES NO

Country of Tax residency	Address of Tax residency	PAN / TIN Number issuing Country	PAN / Tax Identification Number	Validity	FATCA State	FATCA City	FATCA Zip Code
INDIA		INDIA	FORM60				

Add

Address Details

TOP

Add

Address Details

Flat/Room/Door/Block no.* D / 401 , Nav Pancharatna Society

Landmark Near Sai Baba Temple

Premises/Building/Village Rajaji Path , 5 th Cross Lane

Road/Street/Lane

Area/Locality/Taluka

PIN Code* 421201

City/Town/District* Dombivalli EAST,Thane

State/U.T.* Maharashtra

Country* India

Permanent Address Proof* Document Proof ID (if any)

AADHAAR CARD / LETTER ISSUED BY XXXX-XXXX-XXXX

« Save & Proceed Reset »

Note

TOP

12. As a next step, subscriber is required to fill Employment details and Bank details as shown in below screenshot. Penny Drop Verification will be done for the bank account details entered and there is no need of uploading any supporting document for Bank A/C proof. The employee verification will be done online by your Corporate office (employer) on the basis of employment details entered by Subscriber. The Product Type, Product Number and Product Branch/Office is non mandatory field. However, if subscriber selects the Product Type then he/she is required to enter all the details and also upload the document. After entering correct details, click on "Save & Proceed".

For assistance, please contact our HelpDesk : mynosassist@coroteknoltech.in

Subscriber Registration

Acknowledgement No: HDFC11030310 Subscriber Name: SUMIT MANDHARE

Account Type: Tier I

Personal Details
Contact Details
Bank & Other Details
Scheme & Nomination Details
Documents Upload
Photo & Signature Details
Declaration Details

Other Details

Occupation Details *	PRIVATE SECTOR	▼
Income Range (per annum)	--SELECT--	▼
Please Select If Applicable	-- NOT APPLICABLE --	▼
Related to Politically Exposed Person	--SELECT--	▼

Employment Details

Employee ID *	
Employee ID *	ABCD1234
Date of Retirement *	01/03/2030

Tier I

* All details are Mandatory

Account Type *	SAVINGS ACCOUNT	▼
Bank A/C Number *	68006583218	
Bank IFS Code *	MAHB0000978	🔍
Bank Name *	BANK OF MAHARASHTRA	
Bank A/c Linked to Aadhaar	<input type="checkbox"/>	
Product Type	DEMAT	▼
Product Number	1234	
Product Branch/Office	ABCD	


⏪

Save & Proceed
Reset

⏩

↑ TOP

13. On successful penny drop verification and after clicking on Save and Proceed, please enter Scheme Preference details and Nominee details. Please note that if Scheme Preference details selection option is at Corporate level, then Scheme Preference will be auto populated.



Acknowledgement No: HDFC11030793

Subscriber Name: VINOD VYAS

Account Type: Tier I

- Personal Details
- Contact Details
- Bank & Other Details
- Scheme & Nomination Details
- Documents Upload
- Photo & Signature Details
- Declaration Details

Tier I

Scheme Preference Details

Choose Pension Fund Manager (PFM 1):* SBI PENSION FUNDS PRIVATE LIMITED

Choose your Investment Option wisely:* 2

Aggressive Auto Choice (LC 75)
 Moderate Auto Choice (LC 50)
 Conservative Auto Choice (LC 25)

Sr No.	Scheme Name	% Distribution
1	SBI PENSION FUND SCHEME E - TIER I	46
2	SBI PENSION FUND SCHEME C - TIER I	28
3	SBI PENSION FUND SCHEME G - TIER I	26

* In a case your Corporate has selected the scheme preference on your behalf, the PFM and investment choice details will be auto populated. Otherwise please specify your scheme preference.

1 TOP

Nominee Details

Nominee 1

First Name *	ABC
Middle Name	
Last Name / Surname	
Major/Minor*	MAJOR
Date of Birth	<input type="text" value="(DD/MM/YYYY)"/>
Nominee Age (Years)*	37
Relationship *	SPOUSE
Percentage Share*	100 %
Guardian First Name (in case of a minor)	
Guardian Middle Name	
Guardian Last Name	
Flat/Room/Door/Block no.	1234
Premises/Building/Village	ABCD
Area/Locality/Taluka	
PIN Code/ZIP Code	400001 <input type="text" value=""/>
City	MUMBAI

1 TOP

Premises/Building/Village	ABCD
Area/Locality/Taluka	
PIN Code/ZIP Code	400001 <input type="text"/>
City	MUMBAI
State/U.T.	MAHARASHTRA
Country	INDIA

Add

«
Save & Proceed
Reset
»

Note

- Fields marked with * are mandatory for registration.
- Click on "Save & Proceed" button in short intervals to avoid data loss due to session expiry.
- Click on "Reset" button to clear the unsaved data.

Best viewed in Google Chrome 30.x or higher, Mozilla Firefox 27.x or higher & Internet Explorer 11.x or higher with a resolution of 1024 X 768.
 [Privacy Policy](#)

TOP

Powered & Maintained by Protean eGov Technologies Ltd.

14. After providing scheme and nominee details successfully, subscriber needs to upload the following documents wherever applicable.

- a. **PAN Card copy** - In case, name provided during registration is matching 100% with ITD database, then no requirement of PAN card copy upload or else PAN card copy upload is mandatory.
- b. **Orphan Document** - In case subscriber had selected Orphan status as Yes, then he/she is required to upload proof of document for Orphan.
- c. **Product Type ID proof (for Non-Bank POPs)**- This is mandatory, if subscriber is providing Product Type, Product Number, Product Branch/office details in Bank Details section.

Please adhere to the specifications (size and type) of the documents provided on-screen.

15. Before going forward, subscriber is required to provide details related to Annual Transaction Statement Options and PRAN Card Options as shown in below screen.

a. Annual Transaction Statement Options

- I want Annual Transaction Statement on email only – In this option, the soft copy of Statement of Transaction (SOT) will be sent on registered email ID of the subscriber.

PRODUCT TYPE ID PROOF	PRODUCT TYPE ID PROOF	Choose File ADDRESS PROOF 1.JPG
-----------------------	-----------------------	-----------------------------------

Note: Document should be in *.jpeg, *.jpg or *.pdf format. Size of document should be between 4KB and 2MB.

Annual Transaction Statement Options

I want Annual Transaction Statement in email only
 I want physical Annual Transaction Statement

PRAN Card Options

I want ePRAN Card and Welcome Kit in Email only - (Charges ₹ 18/-)

I want ePRAN Card and physical Welcome Kit - (Charges ₹ 35/-)

I want Physical PRAN Card along with Welcome Kit - (Charges ₹ 40/-)

Note

- ePRAN Card and Welcome Kit in Email only - Subscriber will receive ePRAN & welcome kit in email and will be charged ₹ 18.
- ePRAN Card and physical Welcome Kit - Subscriber will receive ePRAN & physical Welcome kit and will be charged ₹ 35.
- Physical PRAN Card along with Welcome Kit - Subscriber will receive physical PRAN card & Welcome kit and will be charged ₹ 40.

«
Upload
»
TOP

16. After clicking on "Upload", your photograph is fetched from the D database. *You are required to upload the scan image of signature and then click on "Save" button. Please adhere to the specifications (size and type) of the images provided on-screen.*


Account Type: Tier I

Personal Details | Contact Details | Bank & Other Details | Scheme & Nomination Details | Documents Upload | **Photo & Signature Details** | Declaration Details

Upload Photo & Signature

Photo

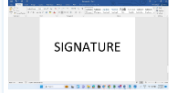
Preview Photo



Choose File | NO FILE CHOSEN

Signature

Preview Signature



Choose File | SIGNATURE.JPG

Steps to Scan Signature

Note:

* Photo & Signature should be in *.jpg format. If your Photograph/Signature image is in other format, please save it as in .jpg format. Size of photo/signature should be between 4KB to 5MB. Scan a signature and upload it.

* For "DigilLocker" Based Registration Modification of Photo is not allowed.

In Aadhaar XML file based registration, Photo will be fetched from UIDAI database and modification is not allowed.

«
Save
»
TOP

17. Please re-verify the Photo and signature and then click on "Confirm".


Account Type: Tier I

Personal Details | Contact Details | Bank & Other Details | Scheme & Nomination Details | Documents Upload | **Photo & Signature Details** | Declaration Details

Upload Photo & Signature

Photo

Preview Photo




Choose File | NO FILE CHOSEN

Photo Successfully Uploaded

Signature

Preview Signature



Choose File | NO FILE CHOSEN

Signature Successfully Uploaded

[Steps to Scan Signature](#)

Note:
 * Photo & Signature should be in *.jpg format. If your Photograph/Signature image is in other format, please save it as in .jpg format. Size of photo/signature should be between 4KB to 5MB. Scan a signature and upload it.
 * For "Digilocker" Based Registration Modification of Photo is not allowed.
 In Aadhaar XML file based registration, Photo will be fetched from UIDAI database and modification is not allowed.

⏪
Save
Confirm
TOP

1. Please re-verify the Photo and signature and then click on "Confirm".
2. After clicking on "Confirm", system will display all the details which are entered under "Personal details, Contact details, Bank & Other details, Employment Details, Scheme & Nominee details, Documents and Photo Signature for reverification. If there is any issue with the details entered, then you can click on "Edit" button and rectify the details. Once the details are verified, click on "Proceed".

Subscriber Registration

✔
 Start

✔
 Acknowledgement ID
Generated

✔
 Registration Details
Submitted

4
 OTP
Authentication/eSign/View
Registration Form

5
 PRAN Generated

6
 Registration Process
Completed

Acknowledgement No: HDFC11030793 Subscriber Name: VINOD VYAS
 Account Type: Tier I

Personal Details | Contact Details | Bank & Other Details | Scheme & Nomination Details | Documents Upload | **Photo & Signature Details** | Declaration Details

Personal Details

Title	SHRI
First Name *	VINOD VYAS
Middle Name	
Last Name	
Applicant is Orphan *	NO
Gender *	MALE
Date of Birth *	31/07/1986
Place of Birth *	MUMBAI
Country of Birth *	INDIA
Nationality *	INDIAN
Marital Status	MARRIED
Name to be printed on PRAN card	FATHER'S NAME
Mobile *	+ 91 9920330472 ✔

I confirm that my Mobile/pan number is same as the mobile number registered through

Family Details

Father's Title *	SHRI
Father's First Name *	ABC
Father's Middle Name	
Father's Last Name	
Mother's Title *	SMT
Mother's First Name	XYZ
Mother's Middle Name	
Mother's Last Name	
Spouse First Name *	MNO
Spouse Middle Name	
Spouse Last Name	

Nationality *	INDIAN
Marital Status	MARRIED
Name to be printed on PRAN card	FATHER'S NAME
Mobile *	+ 91 9920330472
<input type="checkbox"/> I confirm that my WhatsApp number is same as the mobile number registered above. I also provide my consent to Protean eGov Technologies Ltd (CRA) for sending messages / notifications on my WhatsApp number	
Email ID *	VINODV@PROTEANTECH.IN
Telephone with STD Code	

Spouse Middle Name	
Spouse Last Name	

Identity Details

<input type="checkbox"/> Form 60	
Financial Year *	2023-2024
Last 4 digit of Aadhaar *	XXXXXXXX1700
Passport No	
Voter ID	
CERSAI ID	
Agency Code	

Proof of Identity

Identity Proof	AADHAAR CARD / LETTER ISSUED BY UIDAI
Document ID	XXXXXXXX1700
Date of Birth Proof	AADHAAR CARD / LETTER ISSUED BY UNIQUE IDENTIFICATION AUTHORITY OF INDIA
Document Proof ID (if any)	XXXXXXXX1700

Edit



Note
 • Click on "Edit" button to make changes in Form.

TOP

For assistance, please contact our HelpDesk : mnroassist@proteantech.in

Subscriber Registration



Acknowledgement No: HDFC11030793

Subscriber Name: VINOD VYAS

Account Type: Tier I

- Personal Details
- Contact Details**
- Bank & Other Details
- Scheme & Nomination Details
- Documents Upload
- Photo & Signature Details
- Declaration Details

FATCA Details

TAX Payer of country/ies	I am a tax resident of India and not resident of any other country
US PERSON	NO

Country of Tax residency	Address of Tax residency	PAN / TIN Number issuing Country	PAN / Tax Identification Number	Validity	FATCA State	FATCA City	FATCA Zip Code
INDIA		INDIA	FORM60				

Address Details *

Flat/Room/Door/Block no. *	D / 401 , NAV PANCHARATNA SOCIETY
Landmark	NEAR SAI BABA TEMPLE
Premises/Building/Village	RAJAJI PATH , 5 TH CROSS LANE
Road/Street/Lane	
Area/Locality/Taluka	

Address Details *

Flat/Room/Door/Block no. *	D / 401 , NAV PANCHARATNA SOCIETY
Landmark	NEAR SAI BABA TEMPLE
Premises/Building/Village	RAJAJI PATH , 5 TH CROSS LANE
Road/Street/Lane	
Area/Locality/Taluka	
PIN Code *	421201
City/Town/District *	DOMBIVALI EAST,THANE
State/U.T. *	MAHARASHTRA
Country *	INDIA

	Document Description	Document ID
Address Proof	AADHAAR CARD / LETTER ISSUED BY UIDAI	




Edit



Note
 • Click on "Edit" button to make changes in Form.

TOP

Subscriber Registration



Acknowledgement No: HDFC11030310

Subscriber Name: SUMIT MANDHARE

Account Type: Tier I

- Personal Details
- Contact Details
- Bank & Other Details**
- Scheme & Nomination Details
- Documents Upload
- Photo & Signature Details
- Declaration Details

Other Details

Occupation Details	PRIVATE SECTOR
Income Range (per annum)	
Please Select If Applicable	-- NOT APPLICABLE --
Relative of Political Exposed Person	

Employment Details

Employee ID	ABCD1234
Date of Retirement*	01/03/2030

Tier I

Bank Details

Account Type *	SAVINGS
----------------	---------

Date of Retirement*	01/03/2030
---------------------	------------

Tier I

Bank Details

Account Type *	SAVINGS
Bank A/C Number *	68006583218
Bank IFS Code *	MAHB0000978
Bank Name *	BANK OF MAHARASHTRA
Bank A/c Linked to Aadhaar	<input type="checkbox"/>
Product Type	DEMAT
Product Number	1234
Product Branch/Office	ABCD



Edit



Note

- Click on "Edit" button to make changes in Form.

Best viewed in Google Chrome 30.x or higher, Mozilla Firefox 27.x or higher & Internet Explorer 11.x or higher with a resolution of 1024 X 768.

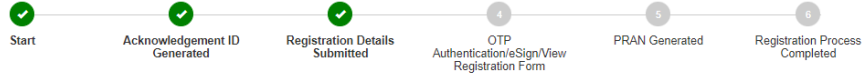


Powered & Maintained by Protean eGov Technologies Ltd.

[Privacy Policy](#)

[TOP](#)

Subscriber Registration



Acknowledgement No: HDFC11030310

Subscriber Name: SUMIT MANDHARE

Account Type: Tier I

- Personal Details
- Contact Details
- Bank & Other Details
- Scheme & Nomination Details
- Documents Upload
- Photo & Signature Details
- Declaration Details

Tier I

Scheme Preference Details

Choose Pension Fund Manager (PFM 1):*	SBI PENSION FUNDS PRIVATE LIMITED
Choose your Investment Option wisely:*	Auto
Choose your Investment Option wisely:*	Moderate Auto Choice (LC 50)

Sr No.	Scheme Name	% Distribution
1	SBI PENSION FUND SCHEME E - TIER I	50.0
2	SBI PENSION FUND SCHEME C - TIER I	30.0
3	SBI PENSION FUND SCHEME G - TIER I	20.0

Nominee Details

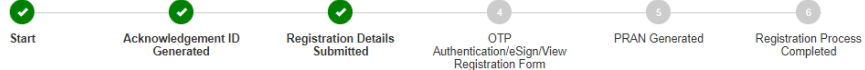
Nominee 1

First Name *	ABC
Middle Name	
Last Name / Surname	
Nominee Age (Years)	37
Date of Birth	
Relationship *	SPOUSE
Major/Minor *	Major
Percentage Share *	100%
Guardian First Name (in case of a minor) *	
Guardian Middle Name	
Guardian Last Name	
Flat/Room/Door/Block no.	123
Premises/Building/Village	ABCD
Area/Locality/Taluka	
PIN Code/ZIP Code	400013
City	MUMBAI
State/U.T.	MAHARASHTRA
Country	INDIA

Edit

TOP

Subscriber Registration



Acknowledgement No: HDFC11030793

Subscriber Name: VINOD VYAS

Account Type: Tier I

- Personal Details
- Contact Details
- Bank & Other Details
- Scheme & Nomination Details
- Documents Upload
- Photo & Signature Details
- Declaration Details

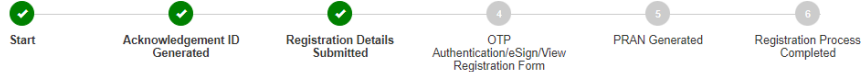
Documents Upload

Proof Name	Document Name	
PRODUCT TYPE ID PROOF	PRODUCT TYPE ID PROOF	
DOCUMENT FOR FORM 60*	DOCUMENT FOR FORM 60	

Edit



Subscriber Registration



Acknowledgement No: HDFC11030793

Subscriber Name: VINOD VYAS

Account Type: Tier I

- Personal Details
- Contact Details
- Bank & Other Details
- Scheme & Nomination Details
- Documents Upload
- Photo & Signature Details
- Declaration Details

Preview Photo



Preview Signature



Edit



3. After the details verification is completed by subscribers, it will go to declaration screen for providing the declaration as shown in the below screen. After accepting declarations, Confirm Registration button will be activated for final submission of details.

For assistance, please contact our HelpDesk : mynpsassist@proteantech.in

Subscriber Registration

Start Acknowledgement ID Generated Registration Details Submitted OTP Authentication/eSign/View Registration Form PRAN Generated Registration Process Completed

Acknowledgement No: HDFC11030793 Subscriber Name: VINOD VYAS

Account Type: Tier I

Personal Details Contact Details Bank & Other Details Scheme & Nomination Details Documents Upload Photo & Signature Details Declaration Details

Declaration By Subscriber

Declaration & Authorization by all subscribers
I have read and understood the terms and conditions of the National Pension System and hereby agree to the same and declare that the information and documents furnished by me are true and correct, to the best of my knowledge and belief. I undertake to inform immediately to POP of any change in the above information furnished by me. I do not hold any pre-existing account under NPS. I understand that I shall be fully liable for submission of any false or incorrect information or documents.

I further agree to be bound by the terms and conditions of provision of services by CRA, from time to time and any amendment thereof as approved by PFRDA, whether complete or partial without any new declaration being furnished by me. I shall be bound by the terms and conditions for the usage of I-pin (to access CRA/NPSCAN and view details) & T-pin on the CRA website.

Declaration under the Prevention of Money Laundering Act, 2002
I hereby declare that the contribution paid by me has been derived from my legally declared and assessed sources of income. I understand that Protean eGov NPS has the right to peruse my financial profile or share the information, with other government authorities. I further agree that Protean eGov NPS has the right to close my PRAN in case I am found violating the provisions of any law relating to prevention of money laundering.

Confirm Registration Cancel

4. After clicking on Confirm Registration the core details which will be printed of PRAN card will be shown and the same need be confirmed. Once, the same is confirmed subscriber will be redirected to complete Dual OTP/eSign authentication process.

Dual OTP Authentication-This is a completely paperless process. Under this option, Subscriber can authenticate the form through OTP sent on Mobile and Email ID. Please note that this facility can be availed free of cost.

For assistance, please contact our HelpDesk : mynpsassist@proteantech.in

Subscriber Registration

Start Acknowledgement ID Generated Registration Details Submitted OTP Authentication/eSign/View Registration Form PRAN Generated Registration Process Completed

Acknowledgement No: HDFC11030793 Subscriber Name: VINOD VYAS

Account Type: Tier I

Personal Details Contact Details Bank & Other Details Scheme & Nomination Details Documents Upload Photo & Signature Details Declaration Details

Please confirm your details

Name: Vinod Vyas
Father's Name: Abc
Date of Birth: 31-Jul-1988

Photo
Signature

Confirm Edit

Confirm Registration Cancel

For assistance, please contact our HelpDesk : myopsassist@roteantech.in

OTP Authentication /eSign/ View Subscriber Registration Form ?

Acknowledgement No: HDFC11029886
Account Type: Tier I

Digital Form Submission (Paperless)

OTP Authenticate Subscriber Registration Form
 eSign Subscriber Registration Form

Add and Enter Captcha *

$86 + 6 =$

Generate OTP

- As per Regulatory Guidelines distinct OTPs will be sent on your Email ID and Mobile No.
- Kindly Ensure both are accessible during the verification process.
- Please click on "Generate OTP" button if the Mobile number and Email ID are correct.

For assistance, please contact our HelpDesk : myopsassist@roteantech.in

OTP Authentication /eSign/ View Subscriber Registration Form ?

Acknowledgement No: HDFC11030308
Account Type: Tier I

Digital Form Submission (Paperless)

OTP Authenticate Subscriber Registration Form
 eSign Subscriber Registration Form

Add and Enter Captcha *

$52 + 8 =$

Generate OTP

- As per Regulatory Guidelines distinct OTPs will be sent on your Email ID and Mobile No.
- Kindly Ensure both are accessible during the verification process.
- Please click on "Generate OTP" button if the Mobile number and Email ID are correct.

Alert!

As per Regulatory Guidelines, distinct OTPs will be sent on your Email ID and Mobile No.
Kindly Ensure both are accessible during the verification process.

OK

OTP Authentication (Paperless) of Subscriber Registration Form

OTP sent successfully to your registered Email ID s***@****.in and Mobile No. 998*****9

Email OTP *

Mobile OTP *

OTP Authentication Declaration

I hereby authorize NSDL e-Governance Infrastructure Ltd (NSDL e-Gov) to:

Use my distinct OTPs received on Mobile Number and Email ID for the purpose of eSigning/OTP Authenticating the registration document/service requests under National Pension System (NPS) for National Pension System Trust.

Add and Enter Captcha *

OTP Authentication (Paperless) of Subscriber Registration Form

OTP Authentication through Email ID and Mobile number completed successfully.

Click [here](#) to download system generated Subscriber Registration Form

eSign Process: This is a completely paperless process. Under this option, Subscriber can e-Sign the form via Aadhaar Based eSign facility. On successful completion of e-Sign process. Please note that eSign is a chargeable service at Rs. 5.90/-.

For assistance, please contact our HelpDesk : 02026544151@nsdl.com

OTP Authentication /eSign/ View Subscriber Registration Form

Start Acknowledgement ID Generated Registration Details Submitted OTP Authentication/eSign/View Registration Form PRAN Generated Registration Process Completed

Acknowledgement No: HDFC11630209
Account Type: Tier I

Digital Forms Submission (Paperless)

OTP Authenticate Subscriber Registration Form eSign Subscriber Registration Form

Best viewed in Google Chrome 30 x or higher, Mozilla Firefox 27 x or higher & Internet Explorer 11 x or higher with a resolution of 1024 X 768. [Privacy Policy](#)

Powered & Maintained by Pristman eGov Technologies Ltd

Subscriber Registration Form



Alert!

Your name provided for PRAN registration should match with Aadhaar records to eSign your Registration Form successfully.

Press 'Proceed' if it is matching. You will be directed to eSign Service Provider website for eSigning of registration document, through successful authentication from UIDAI.

Press 'Cancel' in case name does not match use the 'Print and Courier Subscriber Registration Form' for further process.

eSign service charges plus taxes applicable is ₹ 5.90

Proceed

Cancel

eSign & Download



National Pension System Trust has requested to Digitally sign the document

Transaction ID: UKC:eSign:3662:20231209134311412 dated 2023-12-09T13:43:16

Please click on the checkbox and enter Aadhaar/Virtual ID

I hereby authorize Protean eGov Technologies Limited (Formerly NSDL e-Governance Infrastructure Limited) to -

1. Use my Aadhaar / Virtual ID details (as applicable) eSigning the registration document / service requests under National Pension System (NPS)/Atal Pension Yojana (APY) for/with National Pension System Trust and authenticate my identity through the Aadhaar Authentication system (Aadhaar based e-KYC services of UIDAI) in accordance with the provisions of the Aadhaar (Targeted Delivery of Financial and other Subsidies, Benefits and Services) Act, 2016 and the allied rules and regulations notified thereunder and for no other purpose.
2. Authenticate my Aadhaar / Virtual ID through OTP or Biometric for authenticating my identity through the Aadhaar Authentication system for obtaining my e-KYC through Aadhaar based e-KYC services of UIDAI and use my Photo and Demographic details (Name, Gender, Date of Birth and Address) eSigning the registration document / service requests under National Pension System (NPS)/Atal Pension Yojana (APY) for/with National Pension System Trust.
3. I understand that Security and confidentiality of personal identity data provided, for the purpose of Aadhaar based authentication is ensured by Protean eGov Technologies Limited and the data will be stored by Protean eGov Technologies Limited till such time as mentioned in guidelines from UIDAI from time to time.

VID/Aadhaar:

SEND OTP

CANCEL



[Click here to generate Virtual ID.](#) [Click here for instructions to generate Virtual ID in lieu of Aadhaar.](#)

eSign Success - Subscriber Registration

eSign for Subscriber Registration Form is Successfull! Please download the eSign form and verify the signature.

[Download eSigned Form](#)

[Home](#)

- 15 On successful completion of OTP authentication/eSign PRAN will be generated for the subscriber. Please download and save the receipt for future reference. An Email intimation is also sent to the registered Email ID.

For assistance, please contact our HelpDesk - govnoassist@proteantech.in

Receipt of Confirmation - Subscriber Registration

Permanent Retirement Account Number (PRAN)	110147034867
PRAN Generation Date	08/01/2024
Name of the Subscriber	VINOD VYAS
Acknowledgement Number	HDFC11030793
Acknowledgement Date	08/01/2024

[Download Registration Form](#) [Download Confirmation Receipt](#)

Best viewed in Google Chrome 30.x or higher, Mozilla Firefox 27.x or higher & Internet Explorer 11.x or higher with a resolution of 1024 X 768. [Privacy Policy](#)

Powered & Maintained by Protean eGov Technologies Ltd.